

MS KONG HARALD

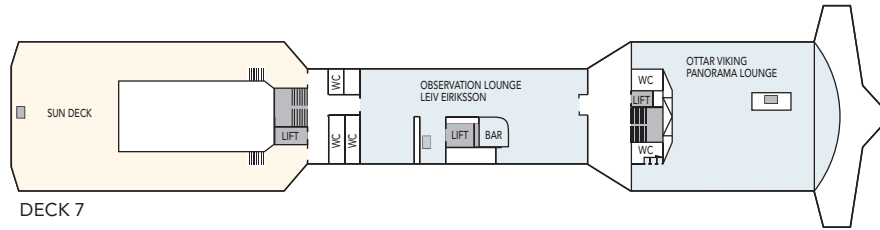


- DECK 7
- DECK 6
- DECK 5
- DECK 4
- DECK 3
- DECK 2
- DECK 1

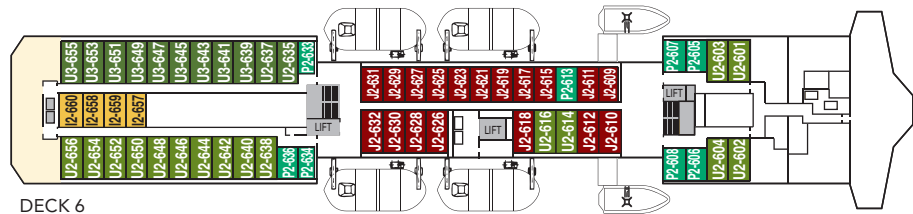
CABIN CATEGORIES

BC	Description	Deck
M Outs	Suite, two rooms, queen size bed, sitting area, TV, refrigerator, shower/wc.	5
U Outs	One bed, one sofa bed, table, shower/wc.	6
P Outs	One bed, one sofa bed, table, shower/wc. Cabins on deck 5 are larger than cabins on deck 6.	5,6
N Outs	One bed, one sofa bed, table, shower/wc. Cabins on deck 5 are larger than cabins on deck 6.	3,5
J Outs	One bed, one sofa bed, shower/wc, limited or no view.	6
L Outs	One bed, one sofa bed, porthole, shower/wc.	2,3
I Ins.	One bed, one sofa bed, shower/wc.	3, 5,6
H Outs	Cabin for disabled.	3

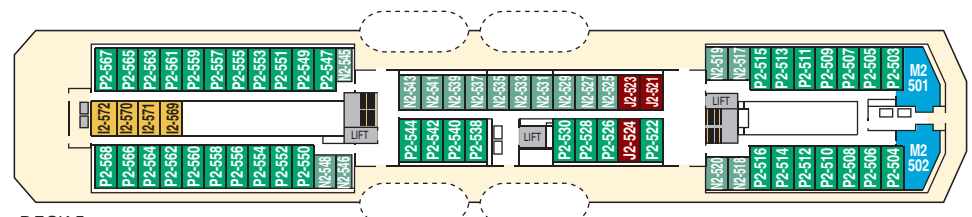
Due to weather conditions portholes may be closed upon captains decision.



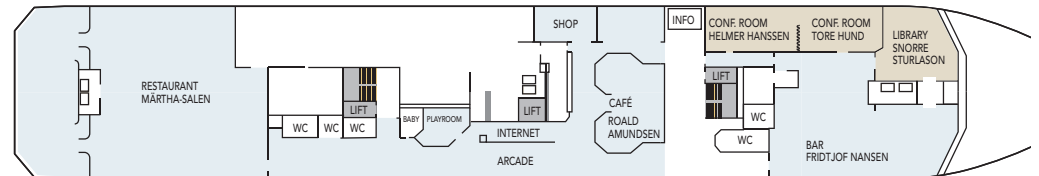
DECK 7



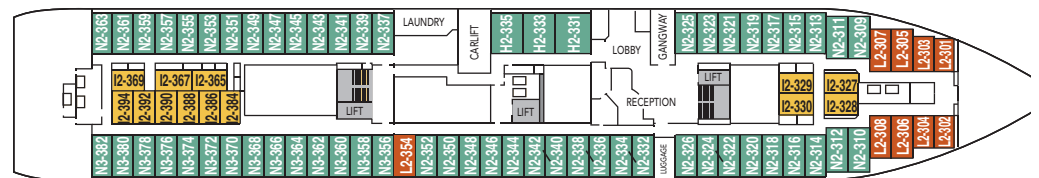
DECK 6



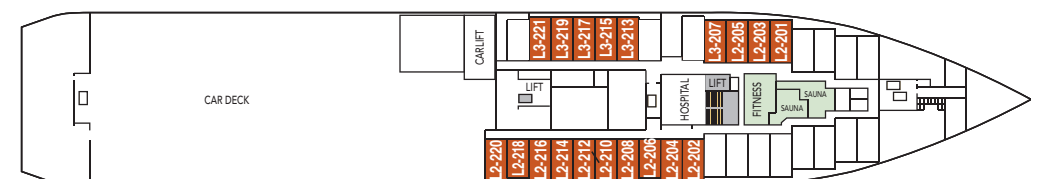
DECK 5



DECK 4



DECK 3



DECK 2

Public areas:

- Restaurant, Café, Bar, Lounges
- Outdoor area
- Lift/stairs
- Fitness room/sauna
- Conference room

Outdoor jacuzzi: No
Internet cafe: Yes
Fitness room/sauna: Yes

Cabin layout: Suites: 2, Standard cabins: 222, Cabins for disabled: 3. Cabins total: 227

Year of construction:	1993	Gross tonnage:	11 204	Beam:	19,2 m	Passengers:	691	Car capacity:	45
Ship yard:	Volkswertf (D)	Overall length:	121,8 metres	Service speed:	15 knots	Beds:	483	Max weight:	5000
								Max length:	6,40
								Max width:	2,40